



## Mooring Boat | MODEL "MB 1004"

### PROJECT MAIN FEATURES

#### DIMENSIONS

Length	10,42 m
Beam	3,75 m
Depth to Main Deck	1,50 m
Draught	0,80 m

#### CAPACITIES

Fuel Oil	0,6 m <sup>3</sup>
Crew	2 pax
Capacity	5 pax

#### PROPULSION

Main Engines	1 x John Deere 4045AFM85
Total Power	1 x 180 hp @ 2.400 rpm
Gearboxes	Twin Disc MG5050-5G
Propulsion	1 x Azimutal Xulmarine / 700-E

#### PERFORMANCE

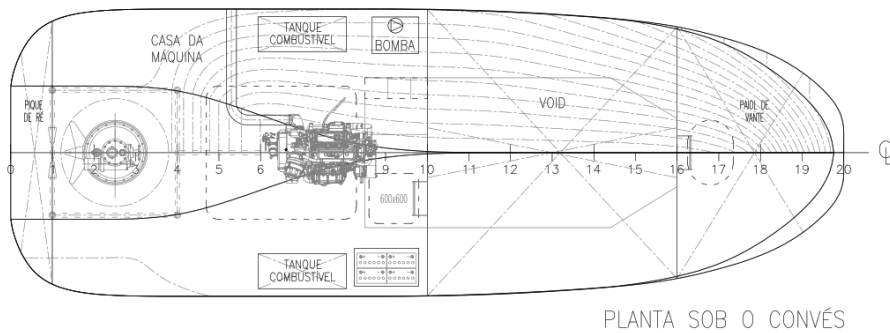
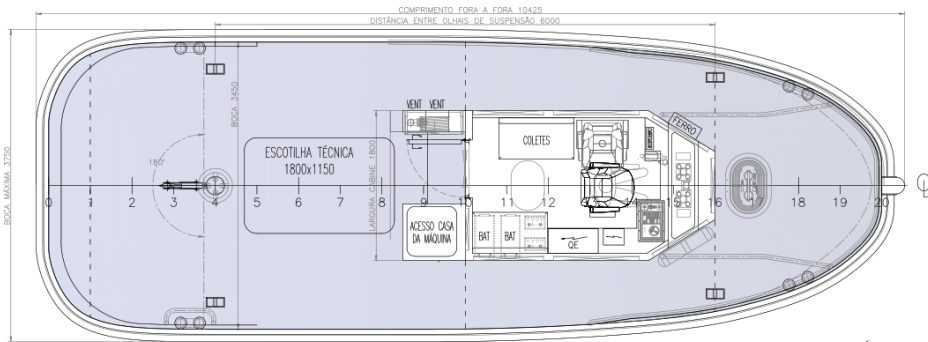
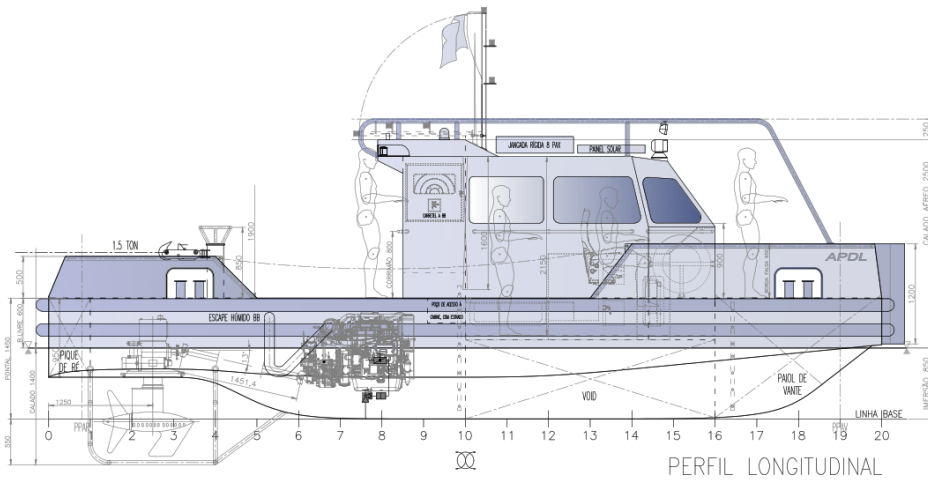
Bollard Pull	1,5 Ton
Speed	8 knots

### CONTACTS

Contact us to find out more about our services and solutions.

T + 351 21 112 85 12 | [navaltagus@navaltagus.pt](mailto:navaltagus@navaltagus.pt) | [www.ete.pt](http://www.ete.pt)

No part of the leaflet may be reproduced in any form, by print, photo print or any other means, without written permission from Navaltagus - Reparação e Construção Naval, S.A.



**CONTACTS**

Contact us to find out more about our services and solutions.  
T + 351 21 112 85 12 | [navaltagus@navaltagus.pt](mailto:navaltagus@navaltagus.pt) | [www.ete.pt](http://www.ete.pt)

